

State of Ohio | COVID - 19 Dashboard

Last Updated: 12-18-20
Updated daily at 2 p.m.

County Map | Cases

Select a County To Filter Dashboard

Case Classification Status

Filter all views by case classification
(All) Total Cases

View By

Pick an option to view in map
Cases

County Search

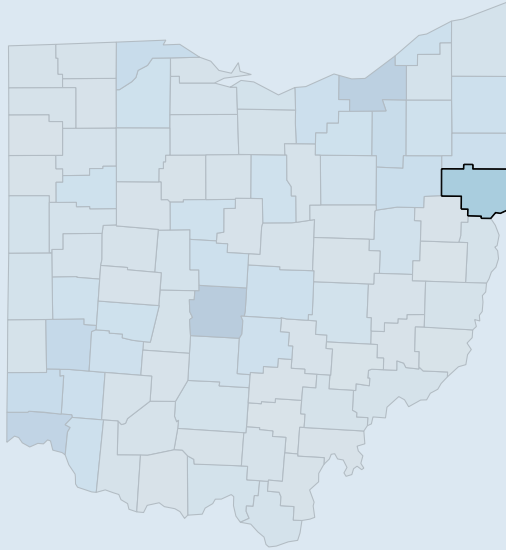
Search a county to highlight
No items highlighted

Ethnicity:

Select an Ethnicity to filter the dashboard
All

Race

Select a race to filter the dashboard
All



© OpenStreetMap

Key Metrics | By County

View By

Pick an option to change the view
County

View By



Metrics | Cumulative and Daily Count

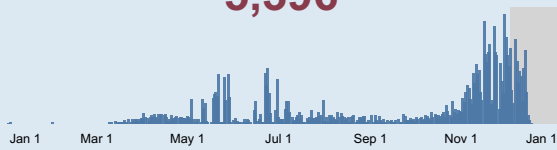
View Count By:

Select to view counts by daily or cumulative
Daily Count

Cases

5,396

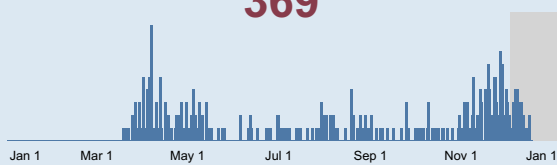
* Preliminary



Hospitalizations

369

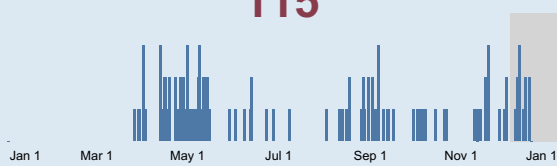
* Preliminary



Deaths

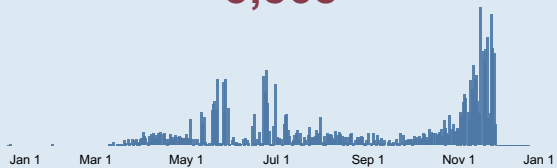
115

* Preliminary



Presumed Recovered ***

3,868



Note: Totals include Confirmed and CDC Expanded Case Definition (Probable)

All data displayed is preliminary and subject to change as more information is reported to ODH. Trends are based on the date of illness onset. If onset date is unknown, the earliest known date associated with the case is used as a substitute for the date of illness onset.

*Preliminary case data in the shaded area is likely under-reported to ODH because of the delay between initial contact with a health care provider, testing, and diagnosis.

**Definitive cause of death can take weeks to determine. Data displayed illustrates current status.

*** Presumed Recovered is defined as cases with a symptom onset date >21 days prior who are not deceased.